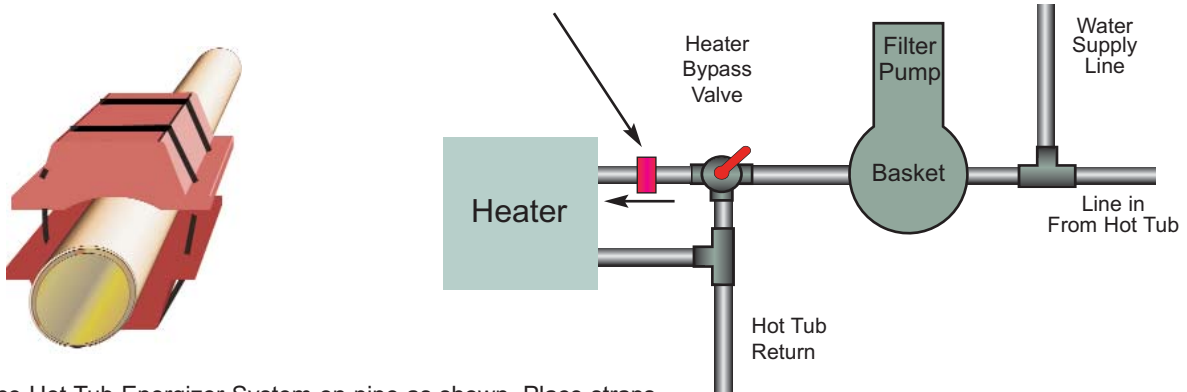


## Pool/Hot Tub Energizer System


### Placement & Installation Instructions

#### Hot Tub Energizer System



Place the 2 piece Hot Tub Energizer System on pipe as shown. Place straps through slots around Energizer. Fasten straps through locking device. Tighten straps so Hot Tub Energizer System fits tightly on pipe. Cut off excess straps.

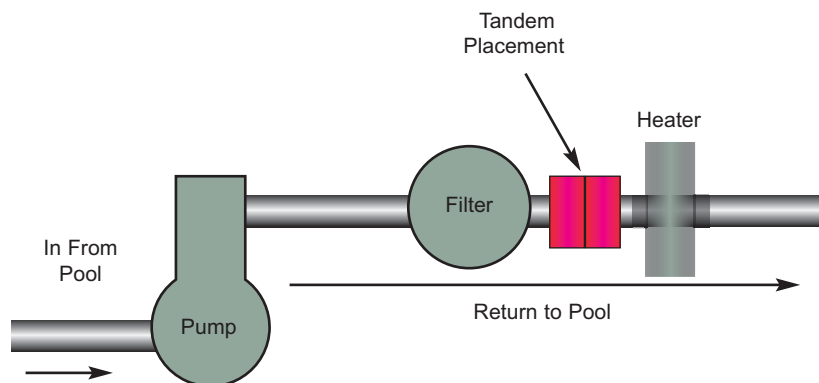
### Pool Energizer System Placement



**Granfel Green Pool Energizer System Triple-Clamp in Tandem**

Apply the triple-clamp [ring of 3] Granfel Green Pool Energizer System in tandem [2 rings] after filter before the heater as shown. The tandem units should be side by side touching each other to create the powerful dynamics needed to treat water completely.

Pools without heater simply apply triple-clamp tandem on return line after filter.



#### Pool System Stabilization Period:

Pools - depending on the water chemistry when applied, normal stabilization takes about 10 days-2 weeks to produce the clarity and softwater benefits of the Granfel Green Pool Energizer System.